

5-TINE NON-ROTATING GRAPPLE

Designed for Heavy Duty Machines

175,000 to 300,000 pound class with high pressure hydraulic systems up to 5000-psi

Non-Rotating Head

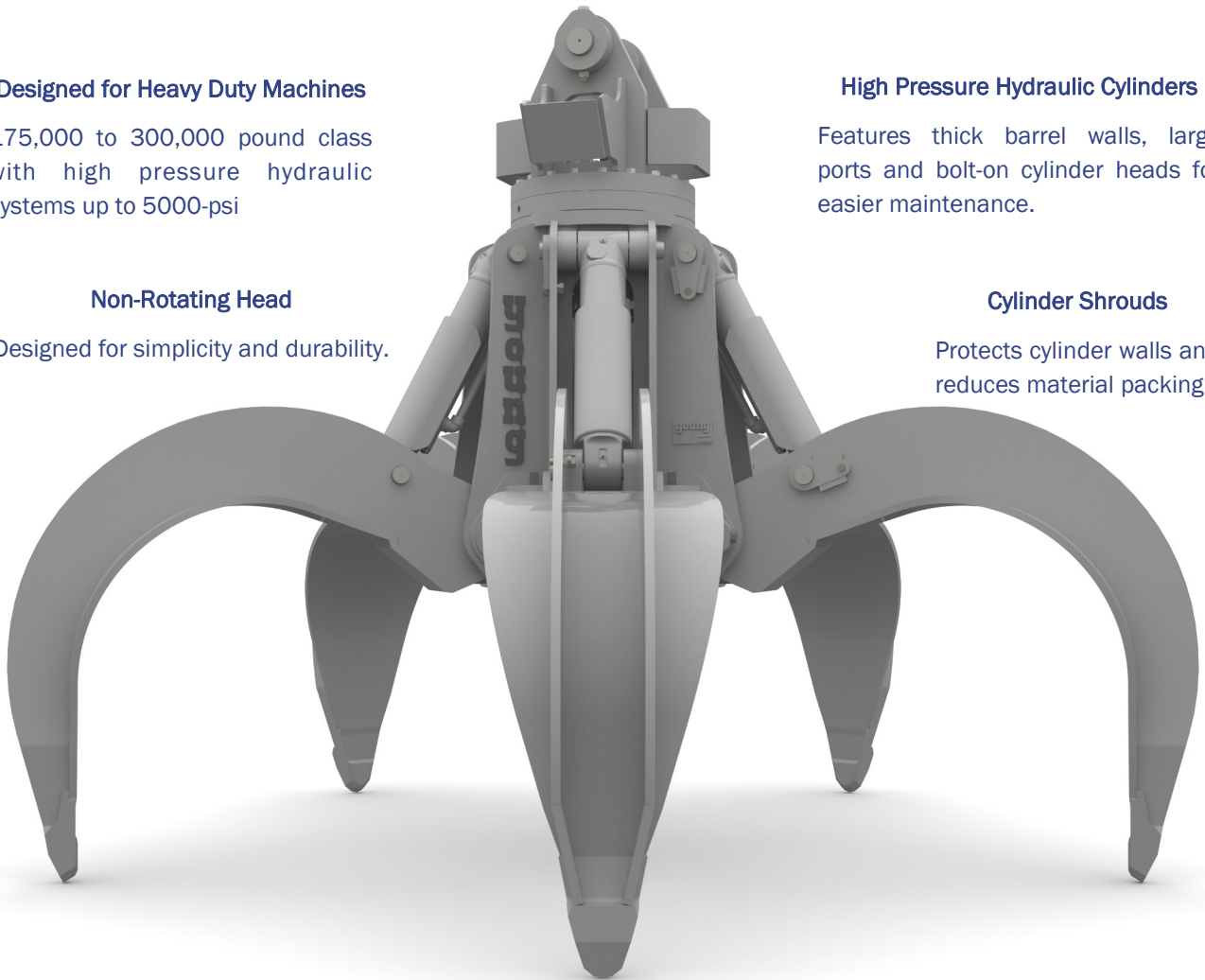
Designed for simplicity and durability.

High Pressure Hydraulic Cylinders

Features thick barrel walls, large ports and bolt-on cylinder heads for easier maintenance.

Cylinder Shrouds

Protects cylinder walls and reduces material packing.



Weld-On Leg Tips


Designed to be durable and replaceable.

High Pressure Rotary Union

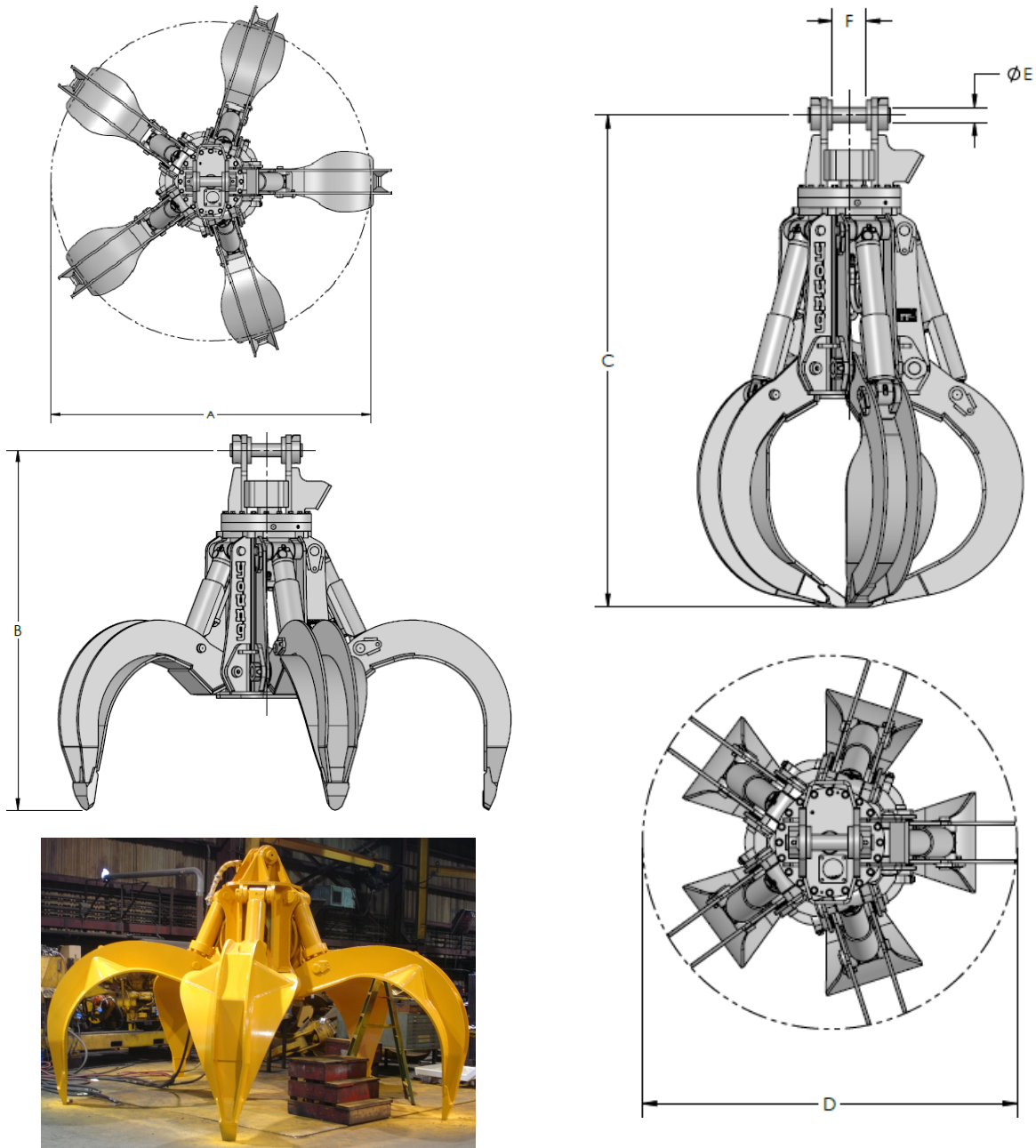
Reduces back pressure and extends seal life.

PINS and BUSHINGS

Large diameter and heat treated steel for extended wear life.



Max Machine Weight	200,000 lbs.			300,000 lbs.				
Model	N05-300	N05-400	N05-500	N05-505	N05-600	N05-700	N05-800	N05-1000
Capacity	3 cu yd	4 cu yd	5 cu yd	5 cu yd	6 cu yd	7 cu yd	8 cu yd	10 cu yd
Tool Weight	7,000 lbs.	10,500 lbs.	12,000 lbs.	17,000 lbs.	17,600 lbs.	18,500 lbs.	19,500 lbs.	21,000 lbs.
Max Opening	A	125 in	135 in	151 in	152 in	161 in	172 in	193 in
Open Overall Height	B	92 in	100 in	108 in	112 in	123 in	125 in	128 in
Closed Overall Height	C	113 in	125 in	138 in	137 in	148 in	155 in	162 in
Closed Overall Width	D	84 in	95 in	106 in	104 in	109 in	115 in	130 in
Spindle Pin Diameter	E	3 in		3 1/2 or 4 in		5 in		
Spindle Ear Width	F	6 7/8 in		8 1/8 to 8 1/2 in		8 1/4 in		



www.youngcorp.com

find us on [facebook](#)